

2017

QX70



INFINITI

EMPOWER THE DRIVE

INFINITI

EMPOWER THE DRIVE

We are like you. We push ourselves beyond our comfort zone. While others might be content with making better machines, we are driven to go beyond—to design cars that push human potential. We build technology to enhance your senses, striking design that demands a response and performance that makes you feel more alive. Prepare to experience the road as it was intended.



INFINITI QX70

Empower the drive with an unmistakable icon. The original sport-crossover. A bold design, built upon a sport sedan chassis. It has the bones and muscle of an athlete with the enhanced capability to match. Paddle shifted 7-speed automatic transmission with Downshift Rev Matching. QX70. Make your mark.

Sport Design model shown

EXTERIOR DESIGN

DARING IN DESIGN. ICONIC IN STYLE

Disrupt the status quo with bold style that tells the world you dare. With its sports car-inspired silhouette, the Infiniti QX70 leaves an impression that's both instantaneous and unforgettable.

ATHLETIC STANCE Large 21-inch alloy wheels¹ not only complement the muscular proportions of the QX70, they are designed to make handling more responsive. The lightweight construction inherently reduces unsprung weight and helps contribute to quicker turn-ins.

EFFICIENT FORM The sloping roofline smoothes the airflow over the QX70's distinctive shape, resulting in a low 0.35 coefficient of drag. Efficient aerodynamics reduces turbulence for lower fuel consumption and quieter cruising.

IMPRESSION AMPLIFIED Expressing signature Infiniti double-arch design, the refreshed grille features a honeycomb-patterned mesh that accentuates its sporty character. The arc of the bottom, like a natural reflection of the top, gives the QX70 a distinctive appearance.



Sport Design model shown

POWER UNLEASHED BY INTELLIGENCE

Experience performance that's innately in tune to the conditions so you'll feel more in command.



INTUITIVE TRACTION Intelligent All-Wheel Drive infinitely adjusts for better traction by sending anywhere from zero to 50% of the power to the front wheels when you need it, and 100% to the rear wheels for sporty response when you don't. You get all-wheel drive traction without sacrificing rear-wheel drive feel.

NATURALLY SMOOTH SHIFTING The 7-speed automatic transmission offers a wide selection of gears for versatile performance and enhanced fuel economy. A driver-adaptive learning algorithm familiarises with your driving style and adjusts shifting for responsiveness or efficiency to suit you.



235	360
KW	NM

3.7-LITER V6 ENGINE A potent blend of exciting response and intelligent efficiency, the 3.7L petrol engine benefits from exclusive Variable Valve Event and Lift (VVEL®) technology. The engine continually adjusts not just when intake valves open, but also how much.

287	500
KW	NM

5.0-LITER V8 ENGINE Its force, like a rushing torrent, cannot be restrained. Every touch of the throttle puts a massive 287 kW and 500 Nm of torque at your disposal. Engineered with Variable Valve Event and Lift (VVEL®) technology, this V8 delivers thrilling immediacy. Yet, acceleration is only one component. Its power is shaped to feel limitless. Its signature roar –unforgettable.



Sport Design model shown

PERFORMANCE

INTENSIFY THE FEELING OF PERFORMANCE

Engineering that amplifies your connection to the sound, acceleration, and motion of the QX70.

A CONTINUOUS RUSH By precisely tuning the engine to unleash torque over a broader rev range, the force you feel seems to increase the faster you go. So Acceleration Swell feels more like a limitless rush than a momentary thrill.

EFFORTLESS TURNS Vehicle-speed-sensitive power steering gives you more power-assist at lower speeds and less at higher speeds, for greater connection when you want it, and ease when you need it.

SIGNATURE EXHAUST NOTE The unmistakable tone of the specialty tuned exhaust shapes sound to create a heightened acceleration experience. The signature low growl accentuates every trip through the gears.

SHARP SHIFTING Magnesium paddle shifters give you fingertip control over gear selection. When choosing a lower gear, Downshift Rev Matching blips the throttle like a performance driver to ready the engine for smoother, quicker shifts.

QUICKER STOPS Aluminum opposed-piston brake calipers provide stopping force from both sides of the rotor at the same time for better bite, more friction and enhanced control.



Sport Design model shown

HANDLING

SMOOTH IN EVERY TURN

Feel precision that follows you into every corner and response that propels you through them.



GIVING YOU THE RIGHT RIDE Tight corners. Rough roads. Continuous Damping Control¹ helps maintain the perfect balance of smoothness and response, allowing you to get the most out of every mile of road you encounter. The system monitors body roll and road impacts and sends the information to each individual shock and adjusts them to help find the perfect stiffness.

TIGHTER TURNS From turn to turn, take advantage of the agility of the QX70. Rear Active Steer²¹ sharpens handling and increases precision by actively turning the rear wheels. By tightening response in every corner and curve, it helps maneuverability at low speeds or enhances handling at high speeds.

INHERENTLY RESPONSIVE BALANCE The Front-Midship Platform of the QX70 places the engine's centre of mass just behind the front wheel centerline. A sports car-inspired approach for near-equal front-to-rear weight ratio and inherent balance you feel with every turn.

Sport Design model shown



Sport Design model shown

INTERIOR DESIGN

METICULOUS IN EVERY DETAIL

Everything you see and touch is finely crafted from luxurious materials and designed to focus on the individual seated inside the cabin.

OPTICAL PERFECTION Where the dashboard meets the door or centre console, the interior components are assembled not to be perfect to a measurement, but to look perfect to your eye. This requires an exacting manufacturing process that tightens the space in order to achieve a seamless design from the driver's point of view.

PLEASING TO THE EYE The soothing glow of the Fine Vision electroluminescent gauges is designed to not only be brighter, but the contrast delivers information clearly, even at a glance.

SOFTER SEAT BELTS The seat belt is one of the few surfaces you continually touch, so we use a variable herringbone weave that is 20% softer than standard fabrics. This makes it more comfortable to wear, easier to pull out, and even less likely to snag your clothing.



CONSISTENT SWITCH FEEL Touch a button. Then touch the one next to it. Notice that every button and switch is crafted with the same level of precision, so you sense a consistent Infiniti feel on your fingertip. With this attention paid to a switch, imagine how the remaining surfaces feel.



CONNECTIVITY

IN SYNC WITH EVERY MOVEMENT AND EVERY NOTE

Technology connects you to greater experiences exponentially. Bringing the people around you closer and making the world around you clearer.



SEE EVERY SIDE Gain a new perspective on what's around you. With the Around View® Monitor with Moving Object Detection and Front and Rear Sonar System, it's easier to see and maneuver in even the tightest spaces^{1,2,3} Four cameras and one virtual 360° view from above elevate your parking expertise, alerting you when a stationary or moving object is detected behind you or close by.



Sport Design model shown



11 SPEAKER  BOSE® AUDIO

EMPOWER YOUR TOUCH The Infiniti Controller puts simple, intuitive control of your technology systems at your fingertips. It allows you to interact via the inputs most intuitive to you—turning ring, touch-screen, input buttons, and even steering wheel controls—responding to you rather than you adjusting to it.

WIRELESS POSSIBILITIES Pair your Bluetooth®-compatible smartphone with your QX70 and a hands-free world opens up.⁴ Receive and place calls. Stream your favourite playlists from portable music players. All with the touch of a steering wheel button.

HIGH-QUALITY SOUND With 11 speakers, including two subwoofers, the Bose® Premium Audio System delivers your music with captivating depth and astonishing clarity. Listen to your favourite music through one of many ways. You can play CDs, DVDs, and stream music from a compatible Bluetooth® device or connect and control your iPod® via the USB port.⁵

GUIDANCE AND ASSISTANCE ON EVERY DRIVE

Whether traffic is clear or chaotic, intelligent technologies help guide you through every moment.

KNOW YOUR WAY

Find your way through busy streets and unfamiliar territory. Infiniti Navigation⁷ lets you choose a view that's most intuitive to you—a 2D overhead view or a 3D Birdview perspective. Lane Guidance will also help escort you exactly where you need to be for exits and interchanges.

MANAGE YOUR PACE

Set your desired speed and distance and Intelligent Cruise Control (Full-Speed Range)^{3,6} can automatically adjust your speed in slowing traffic. When traffic speeds resume, Intelligent Cruise Control can bring you back up to your preset speed and distance.

MAINTAIN YOUR LANE

The Lane Departure Warning and Lane Departure Prevention Systems^{1,8} monitor lane markings and can warn you if you start to drift. If the drift continues, the system can help ease your vehicle back towards the centre of your lane by applying the brakes on the opposite side of the vehicle.



Overseas model shown

INTUITIVE FRONT LIGHTING Illuminate where you truly want to be. The Adaptive Front lighting System (AFS) improves visibility at intersections and around curves by sensing your steering and turning the headlights. Together with xenon HID headlights, AFS helps you see not just ahead, but around as well.

ACCOMMODATE WITH EASE Provide for every moment. Supply suitable space for whatever you or your party has brought. Enjoy easy loading with flexible 60/40-split second-row seats that fold virtually flat for maximum convenience.

RECIRCULATE. REFRESH. RELAX. Just as you don't think about breathing, the Advanced Climate Control System⁹ adjusts without you asking. Constantly monitoring the incoming air, it senses outside fumes and automatically closes the vents, recirculating purified air throughout the interior. The system actively cleans the air, helping remove up to 99.5% of allergens.

MORE COMFORTABLE QUICKLY Here, every aspect of your entrance is as hospitable as possible. Climate-controlled, leather-accented front seats actively circulate cool or warm air through small perforations so you can reach your comfort zone faster than you imagined.

YOUR ARRIVAL AND YOUR ACTIONS ANTICIPATED

You live by your instincts and the QX70 will feel like an extension of yourself. Smart systems are looking ahead, acting to assist and customising your comfort, leaving you free to focus on the drive.

PERSONALISED ACCESS Recognising you upon your approach, the Infiniti Intelligent Key lets you unlock the doors or rear liftgate. And as you enter, it slides your seat back for you and adjusts your steering wheel and outside mirrors automatically to your preferences.

INVITING YOU IN For added convenience and safety, Welcome Lighting responds to your presence automatically with a sequence of exterior then interior lights. The puddle lights illuminate the ground below, then the interior lights glow to help you settle in. The choreographed sequence ends with the Start/Stop button pulsing, waiting for you to bring it to life.

SIMPLIFYING ENTRY When you arrive with luggage, automatically open the power rear liftgate with the push of a button from the location most convenient to you—the liftgate handle, lower dash or Intelligent Key. Closing the liftgate is just as simple.



Sport Design model shown



SAFETY


INNOVATIVE TECHNOLOGY HELPS YOU SEE AND AVOID

Empowering technologies are on alert, ready to help you respond and acting to help protect.

REDUCE HARM Intelligent Brake Assist^{1,10} uses sensors to monitor the closing speed to the vehicle ahead and if a collision is unavoidable, it can automatically engage the brakes to help reduce impact speed.

BETTER STABILITY WHILE STOPPING Electronic Brake force Distribution adjusts the amount of pressure applied to the front and rear wheels to improve braking performance and reduce front-end dive.

RECOGNISING DANGER Forward Collision Warning^{1,11} looks ahead and if your distance to the vehicle in front is too close, it will warn you visually and audibly.



STRONGER AND LIGHTER Ultra high-strength steel is twice as strong as conventional steel and is built around you to enhance your safety in case of a collision.


SMART HEAD SUPPORT In certain rear-end collisions, the Front-seat Active Head Restraints can move forward to help cushion the head.

ENHANCED PROTECTION The QX70 includes front supplemental air bags, front seat-mounted side-impact supplemental air bags and roof-mounted curtain side-impact supplemental air bags with rollover sensor.¹²



MAKE IT YOURS

EXTERIOR COLOURS



Please see colour and trim matrix to view colour applicability per vehicle.
* Metallic paint is optional at a cost

WHEELS



20 X 8.0-INCH 20" 5 DOUBLE-SPOKE ALLOY WHEELS
STANDARD ON QX70 GT




21 X 9.5-INCH 21" 6 SPOKE LIGHT ALLOY WHEELS
STANDARD ON QX70 SPORT AND SPORT PREMIUM



21 X 9.5-INCH 21" 6 SPOKE LIGHT ALLOY WHEELS IN BLACK
STANDARD ON QX70 SPORT DESIGN

INTERIOR COLOURS



INTERIOR TRIM



The vehicle images used in this brochure are for illustration purposes only and may be overseas models. While they are closely representative of the models available in the Australian range, minor variations may occur. Infiniti Cars Australia has used its best endeavours to ensure that all images, information and specifications contained in this brochure were correct at the time of printing. The colours shown may vary from actual colours. However, Infiniti Cars Australia reserves its rights, to the full extent permitted by law, at its discretion at any time and without prior notice, to discontinue or change the models, features, specifications, designs and prices of the products referred to in this brochure (including any optional equipment) without incurring liability whatsoever to any purchaser or prospective purchaser of any such products. Some items in this brochure are optional at extra cost. Some options may be required in combination with other options. Infiniti has taken care to ensure that the colour swatches presented here are the closest possible representations of actual vehicle colours. Swatches may vary slightly due to the printing process and whether viewed in daylight, fluorescent or incandescent light. Please see the actual colours at your local Infiniti Centre. Always consult your Infiniti Retail Centre for the latest information on models, specifications, features, prices, options and availability. Nissan Motor Co. (Australia) Pty. Ltd. t/a Infiniti Cars Australia ACN 004 663 156. Printed August 2016.

1 Available on select models. **2** AVM with MOD cannot completely eliminate blind spots and may not detect every object. MOD operates at vehicles speeds below 8 kph. Always check surroundings and turn to look behind you before moving vehicle. **3** The Sonar System is a convenience, not a substitute for proper parking and/or backing procedures. Always check that it is safe to do so before moving vehicle. May not detect every object. **4** Availability of specific features is dependent upon the phone's Bluetooth® support. Please refer to your phone Owner's Manual for details. Bluetooth word mark and logos are owned by Bluetooth SIG, Inc., and any use of such marks by Infiniti is under license. **5** Driving is serious business and requires your full attention. iPod is a registered trademark of Apple Inc. All rights reserved. iPod not included. **6** Intelligent Cruise Control is not a collision avoidance or warning device. Designed to use limited braking. Failure to apply the brakes could result in an accident. **7** Never program while driving. GPS mapping may not be detailed in all areas or reflect current road status. **8** The Lane Departure Warning/Lane Departure Prevention Systems operate only when the lane markings are clearly visible on the road. Speed limitations apply. See your Owner's Manual for more details. **9** The Advanced Climate Control System with Plasmacluster air purifier helps scrub the air in the vehicle's interior. The system senses exterior odors, suppresses unpleasant interior odors, stops the inflow of external odors and helps keep the cabin smelling fresh, but does not always eliminate odors. **10** IBA is not a collision avoidance system. It may not provide warning or braking in certain conditions. Never rely solely on IBA. **11** FCW is intended to warn you before a collision occurs; it cannot prevent a collision. Speed and other limitations apply. See Owner's Manual for details. **12** Air bags are only a supplemental restraint system; always wear your seat belt. Even with the occupant-classification sensor, rear-facing child restraints should not be placed in the front-passenger's seat. All children 12 and under should ride in the rear seat properly secured in child restraints, booster seats, or seat belts according to their size. Air bags will only inflate in certain accidents; see your Owner's Manual for more details. **13** Leather accented features and upholstery may contain synthetic material.

SPECIFICATIONS

	3.7 GT	3.7 Sport Premium	3.7 Sport Design	5.0 Sport Premium
POWER				
Engine				
3.7-litre (3696cc) V6 DOHC 24-valve engine <ul style="list-style-type: none">- 235 kW- 360 Nm	•	•	•	—
5.0-litre (5026cc) V8 DOHC 32-valve VVEL engine <ul style="list-style-type: none">- 287 kW- 500 Nm	—	—	—	•
Transmission				
7-speed automatic with manual mode	•	•	•	•
Drive Type				
Intelligent All-Wheel Drive (AWD)	•	•	•	•
HANDLING				
Suspension				
Front – Independent, double-wishbone suspension, shock absorbers, stabiliser bar	•	•	•	•
Rear – Independent, multi-link suspension, shock absorbers, stabiliser bar	•	•	•	•
Continuous Damping Control (CDC)	—	•	•	•
Automatic and Sports mode	•	•	•	•
Steering				
Vehicle-Speed-Sensitive power steering Electronic power steering (EPS)	•	•	•	•
Brakes				
Aluminum opposed brake calipers (front 4 pistons;t rear 2 pistons), painted gloss silver with INFINITI marking	•	•	•	•
Wheels and Tyres				
20 x 8.0-inch,5-twin spoke aluminum alloy wheels with 265/50 R20 performance tires	•	—	—	—
21.0 x 9.5-inch, 6-spoke chrome aluminum alloy wheels with 265/45R21 performance tires	—	•	—	•
21.0 x 9.5-inch, 6-spoke dark chrome aluminum alloy wheels with 265/45R21 performance tires	—	—	•	—
Rear Active Steer (RAS) (not available on QX70 3.7)	—	—	—	•
Space saver alloy wheel	•	•	•	•
EXTERIOR				
Features				
Advanced aerodynamic body	•	•	•	•
Body-colour exterior mirrors	•	•	•	•
Chrome door handles	•	•	•	•
Chrome fog light surrounds	•	•	—	•
Dark chrome fog light surrounds	—	—	•	—
Chrome front grille	•	•	—	•
Dark chrome front grille	—	—	•	—
Chrome side air vents	•	•	—	•
Dark chrome side air vents	—	—	•	—
Chrome window moulding	•	•	•	•
Dual chrome exhaust tip finishers	•	•	•	•
Integrated spoiler in tailgate	•	•	•	•
Lightweight body components	•	•	•	•
Lower side sills with chrome trim	•	•	—	•
Lower side sills with dark chrome trim	—	—	•	—
Polished aluminium roof rails	•	•	—	•
Dark chrome Aluminium Roof Rails	—	—	•	—
Scratch shield clear-coat paint	•	•	•	•
Adaptive front Lighting System (AFS)	•	•	•	•
Integrated front fog lights	•	•	•	•

• Standard — Not Available

SPECIFICATIONS

	3.7 GT	3.7 Sport Premium	3.7 Sport Design	5.0 Sport Premium
EXTERIOR				
Features				
Heated exterior mirrors	•	•	•	•
LED tail lights	•	•	•	•
Automatic-on/off High Intensity Discharge (HID) bi-functional xenon headlights	•	•	•	•
LED rear brake lights and Centre High-Mounted Stoplight (CHMSL)	•	•	•	•
Power folding, heated outside mirrors with reverse tilt-down feature	•	•	•	•
Dual exhaust outlets with polished tips	•	•	•	•
‘S’ badge	—	•	•	•
INTERIOR				
Features				
Cargo area light	•	•	•	•
Dual map lights	•	•	•	•
Footwell lamps	•	•	•	•
Front, rear and side demisters	•	•	•	•
Illuminated switches with pin lighting	•	•	•	•
Interior auto-off lighting	•	•	•	•
Dual overhead front map lights	•	•	•	•
Rear reading lights	•	•	•	•
Overhead ambient lighting	•	•	•	•
12V power outlet in luggage area	•	•	•	•
12V power outlets	•	•	•	•
60:40 split-folding and reclining rear seatbacks including remote fold-down releases in luggage area	•	•	•	•
Automatic dual-zone climate control	•	•	•	•
Advanced Climate Control System (ACCS) with auto recirculation and Grape Polyphenol Filter	•	•	•	•
Cargo cover	•	•	•	•
Fold-down centre armrest with tray and storage	•	•	•	•
Front backrest storage	•	•	•	•
Front storage pockets	•	•	•	•
Front seat centre console with cooling vents	•	•	•	•
Front and rear cup holders	•	•	•	•
Glove box with lock	•	•	•	•
Power tilt and telescopic steering column	•	•	•	•
Rear floor ducts and rear vents	•	•	•	•
Aluminium accented foot pedals	•	•	•	•
Analogue timepiece	•	•	•	•
Infiniti-branded stainless steel side sill plates	•	•	•	•
Leather steering wheel	•	•	•	•
Leather and polished aluminium gear lever	•	•	•	•
Seats, doors, steering wheel, gear knob and centre armrest with purple stitching	—	—	•	—
Quilted leather-accented seating	•	•	•	•
Black lacquer and aluminium trim	•	•	•	•
Solid-magnesium gearshift paddles on steering column	•	•	•	•
USB connection for iPod® interface and AUX for other compatible devices	•	•	•	•
Sequential welcome lighting illuminated entry system and overhead ambient light	•	•	•	•
Dual occupant memory system for driver's seat, outside mirrors and steering column	•	•	•	•

• Standard — Not Available

SPECIFICATIONS

	3.7 GT	3.7 Sport Premium	3.7 Sport Design	5.0 Sport Premium
INTERIOR				
Features				
Entry/Exit assist for driver's seat and steering column	•	•	•	•
Luggage net tie-down anchors in luggage area	•	•	•	•
Fine vision electroluminescent gauges	•	•	•	•
Safety				
Forward Collision Warning (FCW)	—	•	•	•
Intelligent Brake Assist (IBA)	—	•	•	•
Intelligent Cruise Control (ICC)	—	•	•	•
Lane Departure Prevention (LDP)	—	•	•	•
Lane Departure Warning (LDW)	—	•	•	•
Front and rear parking sensors with visual display on central screen	•	•	•	•
Rear-view camera	•	—	—	—
Around View™ Monitor (AVM) with Corner Sensors	—	•	•	•
3-point emergency locking retractor (ELR) seat belts	•	•	•	•
Front seat belts with pre-tensioners and load limiters	•	•	•	•
Active Brake Limited Slip (ABLS)	•	•	•	•
Active front head restraints	•	•	•	•
Adjustable speed limiter	•	•	•	•
Adjustable upper anchors for front seats	•	•	•	•
Infiniti Air Bag System with Occupant Detection System (ODS) and front passenger seat air bag OFF switch	•	•	•	•
Driver and front-passenger seat mounted side-impact supplemental air bags	•	•	•	•
Roof-mounted curtain side-impact supplemental air bags for outboard occupant head protection	•	•	•	•
Child restraint top-tethers and ISOFIX system	•	•	•	•
Cruise control with steering wheel mounted switches	•	•	•	•
Energy-absorbing steering column	•	•	•	•
Traction Control System (TCS)	•	•	•	•
Tyre Pressure Monitoring System (TPMS) with display	•	•	•	•
Vehicle Dynamic Control (VDC)	•	•	•	•
Vehicle Security System (VSS)	•	•	•	•
Zone body construction	•	•	•	•
Anti-lock Braking System (ABS) with Brake Assist (BA) and Electronic Brake force Distribution (EBD)	•	•	•	•
3-point seat belts	•	•	•	•
Vehicle Immobiliser and Vehicle Security System (VSS)	•	•	•	•

• Standard — Not Available

SPECIFICATIONS

	3.7 GT	3.7 Sport Premium	3.7 Sport Design	5.0 Sport Premium
Technology				
8-inch high-resolution colour touch screen display	•	•	•	•
30GB HDD Navigation System	•	•	•	•
10GB Music Box®	•	•	•	•
AUX Connection	•	•	•	•
Bluetooth® audio streaming	•	•	•	•
Bluetooth® hands-free phone system with voice recognition	•	•	•	•
Bose® 11-speaker premium sound system, radio/CD with MP3 Radio Data System (RDS) and speed-sensitive volume control	•	•	•	•
Single in-dash CD/DVD player	•	•	•	•
DVD audio/video playback capability	•	•	•	•
Infiniti Controller for audio, fuel economy information, maintenance and comfort & convenience features	•	•	•	•
iPod® connection (via USB port - cable not included)	•	•	•	•
Speed-sensitive volume control	•	•	•	•
Illuminated steering wheel audio controls	•	•	•	•
	3.7I V6 DOHC 32-valve VVEL engine	5.0I V8 DOHC 32-valve VVEL engine		
VARIANT/ENGINE AVAILABILITY				
QX70 GT	•	—		
QX70 Sport Design	•	—		
QX70 Sport Premium	•	•		

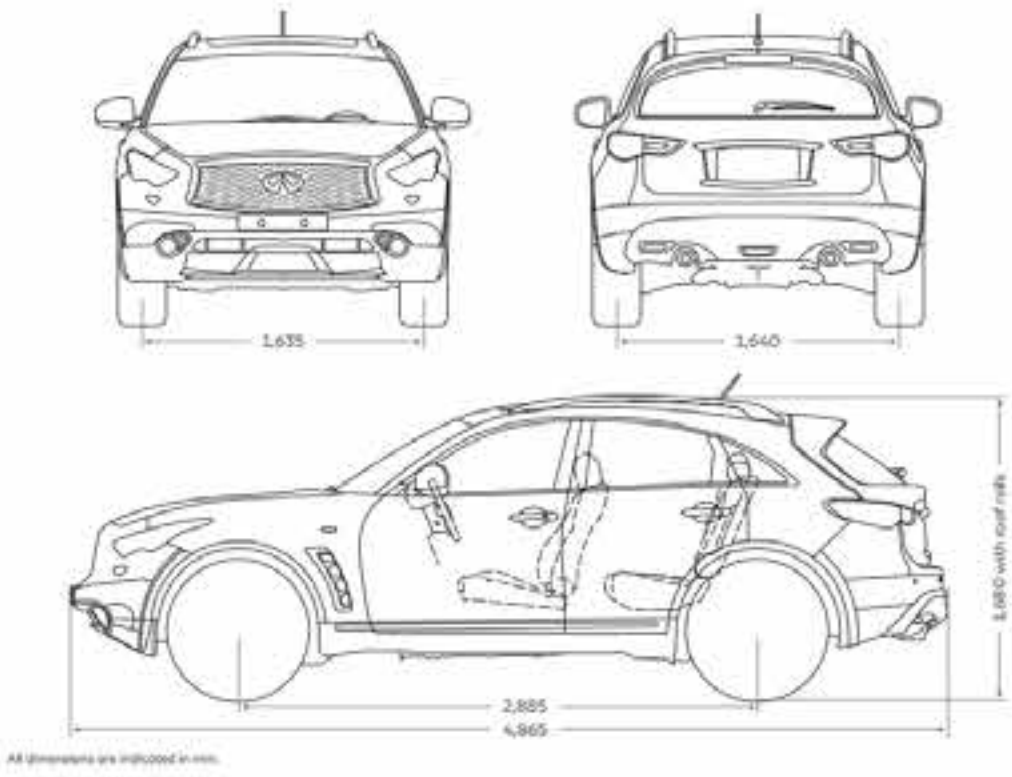
• Standard — Not Available

COLOURS & TRIMS

Grade		GT	Sport Design	Sport Premium
Upholstery				
Graphite leather-accented upholstery		•	•	•
Wheat leather-accented upholstery		—	—	(only available on 5.0L)
Exterior Colours				
	Code			
Black Obsidian	KH3	•	•	•
Malbec Black	GAC	◦	◦	◦
Moonlight White	KAD	◦	◦	◦
Liquid Platinum	K23	◦	◦	◦
Graphite Shadow	KAD	◦	◦	◦
Iridium Blue	RAY	◦	◦	◦
Midnight Mocha	NAE	◦	◦	◦
Hagane Blue	RBP	◦	◦	◦
Interior trim				
Black Lacquer		•	•	•

DIMENSIONS

Overall length	4,865mm
Overall width with mirrors	2,134mm
Overall height with roof rails	1,680mm
Wheelbase	2,885mm
Track width front / rear	1,635 / 1,640mm



TECHNICAL SPECIFICATIONS

	3.7	5.0
POWER		
Fuel Type	Petrol	Petrol
Displacement	3,696cc	5,026cc
Valve train	V6 DOHC 24-valve	V8 DOHC 32-valve VVEL
Exhaust system	Dual exhaust system	Dual exhaust system
Power	235 kW	287 kW
Torque	360 Nm	500 Nm
Transmission	7-speed automatic transmission with manual mode	7-speed automatic transmission with manual mode
Driven Wheels	Intelligent AWD	Intelligent AWD
PERFORMANCE		
Top speed km/h	233	240
Estimated fuel consumption*		
Urban*	16.8	18.9
Extra urban*	9.4	9.8
Combined*	12.1	13.1
CO2 emissions*	282	307
HANDLING		
Steering	Vehicle-speed-sensitive power steering	Vehicle-speed-sensitive power steering
Turning Diameter	11.2m	11.2m
Suspension		
Front	Independent, double-wishbone suspension, shock absorbers, stabiliser bar	Independent, double-wishbone suspension, shock absorbers, stabiliser bar
Rear	Independent, multi-link suspension with Dual Flow Path® shock absorbers, stabiliser bar	Independent, multi-link suspension with Dual Flow Path® shock absorbers, stabiliser bar
Brakes	355mm front / 350mm rear rear ventilated discs with aluminium opposed front callipers (4-piston front; 2-piston rear)	355mm front / 350mm rear rear ventilated discs with aluminium opposed front callipers (4-piston front; 2-piston rear)
CAPACITIES AND WEIGHTS		
Luggage volume	410 litres	410 litres
Fuel capacity	90 litres	90 litres
EXTERIOR		
Coefficient of drag	0.35	0.35


* Figures tested in accordance with ADR81/02 (combined test). Figures stated for the purposes of comparison amongst vehicles only. Actual fuel consumption [and CO2 emissions] depends on factors such as traffic conditions, vehicle condition, how you drive and any accessories fitted.

THE FORMULA FOR PARTNERSHIP



The excitement builds. The pressure mounts. Emotions surge. This is how partnership feels when technology, ingenuity and passion fulfil their promise. This is Infiniti's Formula One know-how.


We may be the ones racing, but you are the winner. Infiniti provides engineering resources and knowledge to the Renault Energy F1 power unit's Energy Recovery System. By combining our expertise in performance hybrid technologies with the knowledge and skills of the Renault Sport Formula One racing team, we can translate racing technology and driver exhilaration from the track to the road, delivering you emotionally charged vehicles with forward thinking.



Visit us online to create your ideal INFINITI, get pricing and more.

www.infiniticars.com.au

Join our community, and get the latest info.

 facebook.com/InfinitiCarsAustralia

 twitter.com/infinitiaus

 instagram.com/infinitiaus/

Sport Design model shown on the front cover